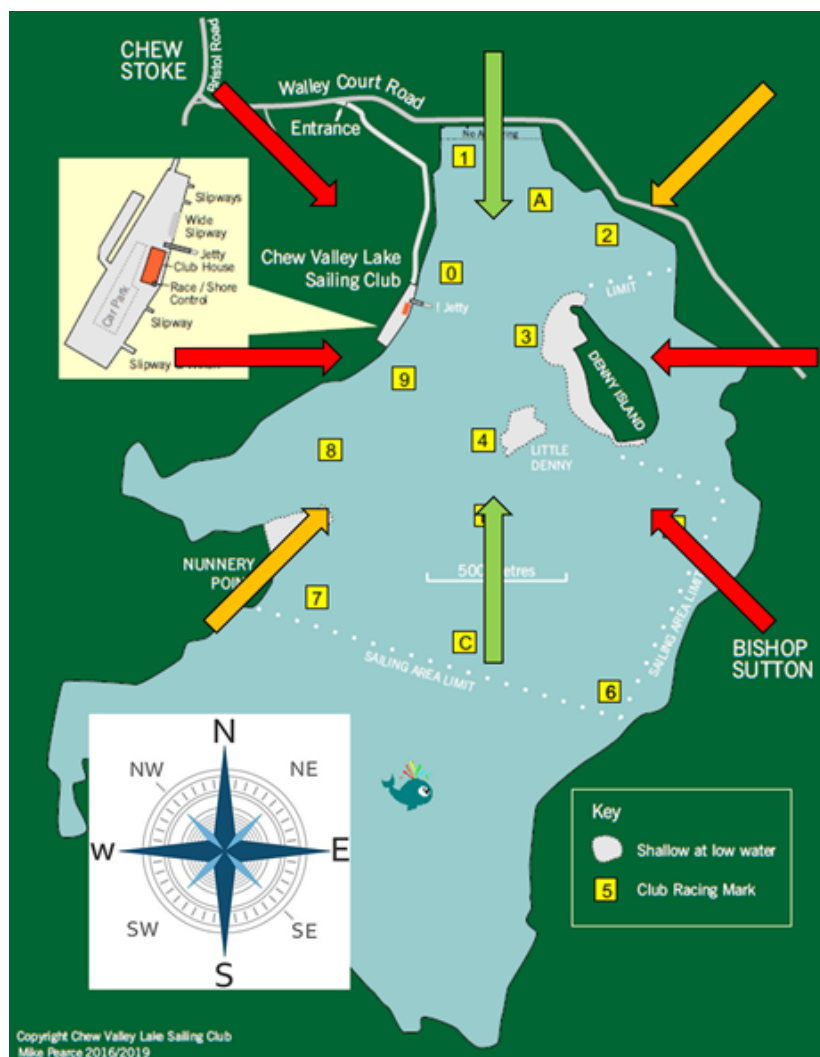


GENERAL WINGFOILING INFORMATION

You can get wing surfing in as little as 5kts of wind, for foiling you need about 10-15kts initially. The upper wind limit at the lake is 30 knots (Appendix 6: General Sailing Guidelines). For beginners the recommended wind speed is between 13 and 15 knots.

Wind Direction

It is advised you to choose a day when the wind is blowing side/cross shore or side on, as shown below in Figure 1 (key colour Green and Amber). It is strongly advised that you don't launch when the wind is blowing off shore. At Chew Valley this is when the wind comes from the West and North West or from the club house out across the lake.






-  Suitable for all levels.
-  Beginners launch with caution.
-  Not suitable for Wing Foiling.

Figure 1 – Wind Directions

The different wind directions:

Side shore / cross shore and side on: These are the best wind directions for Wing Foiling at Chew. Here the wind blows diagonally or side to side of the club house. These are the best orientations to start with.

Offshore and Side off: An offshore wind at Chew comes from the West and out across towards Denny Island. This should be avoided at all costs and can be dangerous as you will get taken out and away from the sailing club. A side off wind will come from the NW or the SW, this again is not recommended and should be avoided.

Onshore: Onshore is not ideal wind direction. It's a safe wind but it's hard to get up and you will be pushed towards the beach all the time.

Wing Foiling Area

The club has five main slip ways (shown in Figure 2). When launching the expectation would be that you would be self-sufficient to stay within the boundaries of the slip ways. For example in a wind from the North you would launch from slip way 1 and be self-sufficient to at worst case land at slip way 5. In a wind from the south this would be launch from 5 and worst case land at 1.

You should know some form of self-rescue. The safety boats are there for back-up in cases of emergency.

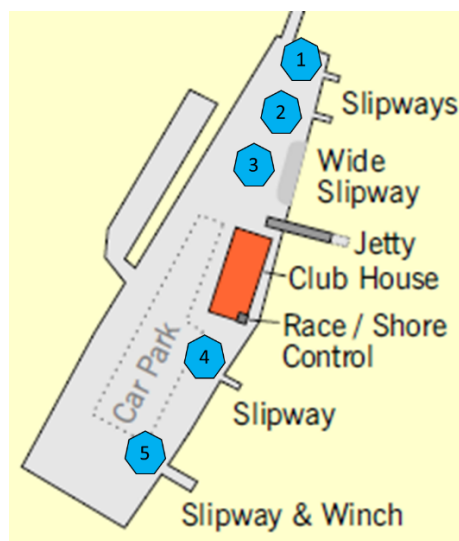


Figure 2 – Wing Foiling Area

Additional Points

- 3rd party liability insurance required as outlined in Club Bye Law 7.
- If you are unsure of your capabilities, notify the OOD before launching.
- Avoid boats that are racing, you should be at least be familiar with the basic right of way rule that a boat on port tack (wind on the left side) keeps clear of a boat on starboard tack.
- Leashes are required for both Wing and Board.
- **Under no circumstances must you land on the lakeshore other than on a sailing club slipway**

Club Rules - Amendments

17 SAILBOARDING & WING FOILING

Sailboarding & Wing foiling is permitted on the lake during the close season as noted on the sailing calendar and is available only to Members who otherwise register and sail a dinghy at the Club.

Boards are only permitted to remain on Club premises during the sailboard & wing foiling season and must be kept in the owner's boat space. **Boards** not displaying an authorised and current Club plaque (in accordance with Bye Law 7) will be deemed not to have been registered and may be removed.

Owners & users of craft go afloat at their own risk and must be insured to third party liability with a minimum value of £2 million in accordance with Bye Law 6.

CVLSC Duties Book

Appendix 6: General Sailing Guidelines

The duty team in conjunction with any race teams, are responsible for deciding if conditions on the day are safe to sail using the following guidelines. Assessing a mean wind is difficult on the lake when it is gusty, so you will need to use your judgement.

Weather related considerations:

- If the mean wind speed is below 17 knots (force 4) there are no restrictions on sailing. If above 17 knots (force 5 and above) then do not allow the use of the club- owned boats.
- If the wind is **consistently gusting over 30 knots (35 mph)**, stop all sailing. On a race day, discuss this with the race officer before reaching your decision. At other times, if you are in any doubt, contact a Flag Officer of the Club. Display code Flag 'N' from the club flagpole and take down the club burgee. Remain at the Club until it is quite clear that there can be no sailing for the rest of the day.

***** RH Note *** No change required to upper wind limit. 30 knots is a reasonable upper limit for all water sports activities on the lake.**