

Start Sequence

Starting Sequence for Racing on Sundays (5 starts)

Reference: Sailing Instructions, SI 6.1 and SI 12.1

Classes will start at 3 minute intervals in the following order, using the designated class flags.

Time AM Race	Time PM Race	Time PM 2 nd Race	Mins	Flags	Sound	Signal	Notes
10:54	13:24	A	0			Flying Fifteen flag UP	Flying Fifteen 6 Minutes
10:57	13:27	F	3			Prep flag UP Handicap flag UP	Flying Fifteen 3 Minute Handicap 6 Minute Use postponement flag if wind changes direction and course needs changing
10:59	13:29	T	5			One blow on whistle	Watch out for Flying Fifteen boats over the line
11:00	13:30	E	6			Flying Fifteen flag DOWN Laser flag UP Start timer.	Flying Fifteen start Handicap 3 Minute Laser 6 Minute Hold Handicap flag at dip if boats are over the line (1 extra hoot) or fly general recall flag (2 extra hoots) if necessary
11:02	13:32	R	8			One blow on whistle	Watch out for "Handicap" boats over the line
11:03	13:33		9			Handicap flag DOWN Solo flag UP	Handicap start Laser 3 Minute Solo 6 Minute Hold Handicap flag at dip if boats are over the line (1 extra hoot) or fly general recall flag (2 extra hoots) if necessary
11:05	13:35	1 st	11			One blow on whistle	Laser Radial start. Watch out for Lasers over the line
11:06	13:36		12			Laser flag DOWN Jnr Handicap flag UP	Laser start Solo 3 Minute Jnr Handicap 6 Minute Hold Laser flag at dip if boats are over the line (1 extra hoot) or fly general recall flag (2 extra hoots) if necessary
11:08	13:38	R	14			One blow on whistle	Watch out for Solos over the line
11:09	13:39	A	15			Solo flag DOWN	Solo Start Jnr Handicap 3 Minute Hold Solo Flag at dip if boats are over the line (1 extra hoot) or fly general recall flag (2 extra hoots) if necessary
11:11	13:41	C	17			One blow on whistle	Watch out for Jnr Handicap over the line
11:12	13:42	E	18			Jnr Handicap flag DOWN and Prep Flag DOWN	Jnr Handicap start. Hold Jnr Handicap flag at dip if boats are over the line (1 extra hoot) or fly general recall flag (2 extra hoots) if necessary
REMEMBER: YOU NEED TO RECORD TIMES IN MINUTES AND SECONDS TO ENTER ON THE COMPUTER FOR THE HANDICAP FLEETS ANY FLEET WITH A GENERAL RECALL GOES TO THE END OF THE SEQUENCE							

























Postponement Flag	General Recall	Individual Recall	Possible Prep

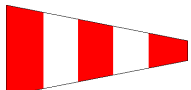



Start Sequence

Starting Sequence for Racing on Wednesday Evenings

Reference: Sailing Instructions, SI 6.1 and SI 12.1

Classes will start at 3 minute intervals in the following order, using the designated class flags.

Time	Mins	Flags	Sound	Signal	Notes
18:54	0			A Handicap flag UP	A Handicap 6 Minutes
18:57	3	 		Prep flag UP Laser flag UP	A Handicap 3 Minute Laser 6 Minute Use postponement flag if wind changes direction and course needs changing
18:59	5	 		One blow on whistle	A Handicap 1 Minute Watch out for "A Handicap" boats over the line
19:00	6	  		A Handicap flag DOWN B Handicap flag UP Start timer.	A Handicap Start Laser 3 Minute B Handicap 6 Minute Hold A Handicap flag at dip if boats are over the line (1 extra hoot) or fly general recall flag (2 extra hoots) if necessary
19:02	8	 		One blow on whistle	Laser Radial start. Laser 1 Minute Watch out for Lasers over the line
19:03	9	 		Laser flag DOWN	Laser start B Handicap 3 Minute Hold A Laser flag at dip if boats are over the line (1 extra hoot) or fly general recall flag (2 extra hoots) if necessary
19:05	11	 		One blow on whistle	B Handicap 1 Minute Watch out for "B Handicap" boats over the line
19:06	12	 		B Handicap flag DOWN	B Handicap Start Hold B Handicap flag at dip if boats are over the line (1 extra hoot) or fly general recall flag (2 extra hoots) if necessary
REMEMBER: YOU NEED TO RECORD TIMES IN MINUTES AND SECONDS TO ENTER ON THE COMPUTER FOR THE HANDICAP FLEETS ANY FLEET WITH A GENERAL RECALL GOES TO THE END OF THE SEQUENCE					

Postponement Flag	General Recall	Individual Recall	Possible Prep
			

Start Sequence

Starting sequence for Club Racing at CVLSC

Reference: Sailing Instructions, SI 6.1 and SI 12.1

Signal	Flag	Sound	Minute before starting signal
Warning	Class Flag	1 Sound	6
Preparatory	Prep Flag	1 Sound	3
Whistle for start of "Round the Ends" rule if 'I' Prep Flag used or DSQ if Black Flag used		1 Whistle	1
Starting	Class Flag and Prep Flag removed	1 Sound	0

When more than one start is programmed, classes will be started at 3 minute intervals.

Prep Flag shall be left displayed until the last class starts, and the warning signal for each succeeding class shall be displayed at the time of the preparatory signal of the preceding class.