

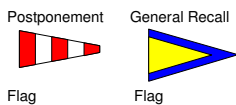
## Starting sequence for racing on Sundays

( Reference : Sailing Instructions January 2009 , SI 6.1 and SI 12.1 )

Classes will start at 3 minute intervals in the following order, using the desinated class flags.

TIME (AM) RACE	TIME (PM) RACE	TIME (PM) 2nd RACE	Secs	Mins	FLAGS	SOUND	SIGNAL	NOTES
10:54	13:24	A	0	0		 Hoot	Handicap flag up	<b>Handicap 6 Minute</b>
10:57	13:27	F	180	3	  	 Hoot	Blue peter up Flying Fifteen flag up	<b>Handicap 3 Minute</b> <b>Flying Fifteen 6 Minute</b> Use postponement flag if wind changes direction and course needs changing
10:59	13:29	T	300	5	  		One blow on whistle	Watch out for "Handicap" boats over the line
11:00	13:30	E	360	6	   	 Hoot	Handicap flag down. Laser flag up. <b>Start timer.</b>	<b>Handicap fleet start.</b> <b>Flying Fifteen 3 Minute</b> <b>Laser 6 Minute</b> Hold Handicap flag at dip if boats are over the line ( 1 extra hoot) or fly general recall flag ( 2 extra hoots) if necessary
11:02	13:32	R	480	8	  		One blow on whistle	Watch out for Flying Fifteens over the line
11:03	13:33		540	9	   	 Hoot	Flying Fifteen flag down Solo flag up	<b>Flying Fifteen start.</b> <b>Laser 3 Minute</b> <b>Solo 6 Minute</b> Hold Flying Fifteen flag at dip if boats are over the line ( 1 extra hoot) or fly general recall flag ( 2 extra hoots) if necessary
11:05	13:35	1st	660	11	 		One blow on whistle	<b>Laser Radial start.</b> Watch out for Lasers over the line
11:06	13:36		720	12	  	 Hoot	Laser flag down Topper flag up	<b>Laser start.</b> <b>Solo 3 Minute</b> <b>Topper 6 Minute</b> Hold Laser flag at dip if boats are over the line ( 1 extra hoot) or fly general recall flag ( 2 extra hoots) if necessary
11:08	13:38	R	840	14	  		One blow on whistle	Watch out for Solos over the line
11:09	13:39	A	900	15	  	 Hoot	Solo flag down	<b>Solo Start</b> <b>Topper 3 Minute</b> Hold Solo Flag at dip if boats are over the line ( 1 extra hoot) or fly general recall flag ( 2 extra hoots) if necessary
11:11	13:41	C	1020	17	  		One blow on whistle	Watch out for Toppers over the line
11:12	13:42	E	1080	18	    	 Hoot	Topper flag down and Blue Peter down	<b>Topper start.</b> Hold Topper flag at dip if boats are over the line ( 1 extra hoot) or fly general recall flag ( 2 extra hoots) if necessary

**Note: Two afternoon races are programmed for the Spring, Summer and Autumn Series and only one for the Winter and Frostbite series.**






























Any fleet with a general recall goes to the end of the sequence

## Starting sequence for racing on Wednesday Evenings

( Reference : Sailing Instructions January 2009 , SI 6.1 and SI 12.1 )

Classes will start at 3 minute intervals in the following order, using the desinated Fleet flags

TIME	Secs	Mins	FLAGS	SOUND	SIGNAL	NOTES
18:54	0	0		 1 Hoot	A Handicap flag up	<b>A Handicap 6 Minute</b>
18:57	180	3	  	 1 Hoot	Blue peter up. Laser flag up	<b>A Handicap 3 Minute</b> <b>Laser 6 Minute</b> Use postponement flag if wind changes direction and course needs changing
18:59	300	5	  	 One blow on whistle	One blow on whistle	<b>A Handicap 1 Minute</b> Watch out for "A Handicap" boats over the line
19:00	360	6	  	 1 Hoot	A Handicap flag down. B Handicap flag up. <b>Start timer.</b>	<b>A Handicap start.</b> <b>Laser 3 Minute</b> <b>B Handicap 6 Minute</b> Hold A Handicap flag at dip if boats are over the line ( 1 extra hoot) or fly general recall flag ( 2 extra hoots) if necessary
19:02	480	8	  	 One blow on whistle	One blow on whistle	<b>Laser Radial start.</b> <b>Laser 1 Minute</b> Watch out for Lasers over the line
19:03	540	9	 	 1 Hoot	Laser flag down	<b>Laser start.</b> <b>Handicap 3 Minute</b> <b>B</b> Hold Laser flag at dip if boats are over the line ( 1 extra hoot) or fly general recall flag ( 2 extra hoots) if necessary
19:05	660	11	 	 One blow on whistle	One blow on whistle	<b>B Handicap 1 Minute</b> Watch out for "B Handicap" boats over the line
19:06	720	12	 	 1 Hoot	B Handicap flag down	<b>B handicap start.</b> Hold B Handicap flag at dip if boats are over the line ( 1 extra hoot) or fly general recall flag ( 2 extra hoots) if necessary

Postponement



General Recall



Any fleet with a  
general recall goes to  
the end of the  
sequence

## Starting Sequence for Club Racing At CVLSC

Reference: Sailing Instructions for Club Events 2009-2012 - SI 12.1

<u>Signal</u>	<u>Flag</u>	<u>Sound</u>	<u>Minutes before starting signal</u>
Warning	Class Flag	1 Sound	6
Preparatory	Flag I	1 Sound	3
Whistle for start of "Round the ends" rule		1 Whistle	1
Starting	Class Flag and Flag I removed	1 Sound	0

When more than one start is Programmed, classes will be started at 3 minute intervals. Flag P shall be left displayed until the last class starts, and the warning signal for each succeeding class shall be displayed at the time of the Preparatory signal of the preceding class.